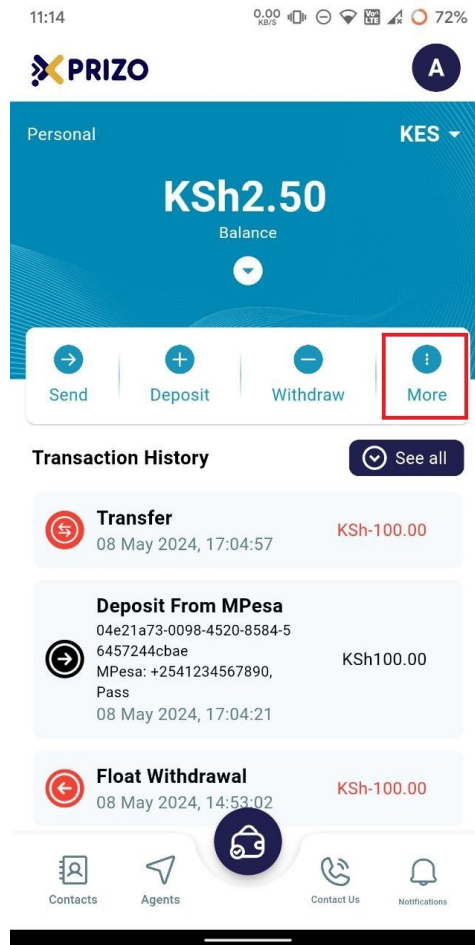
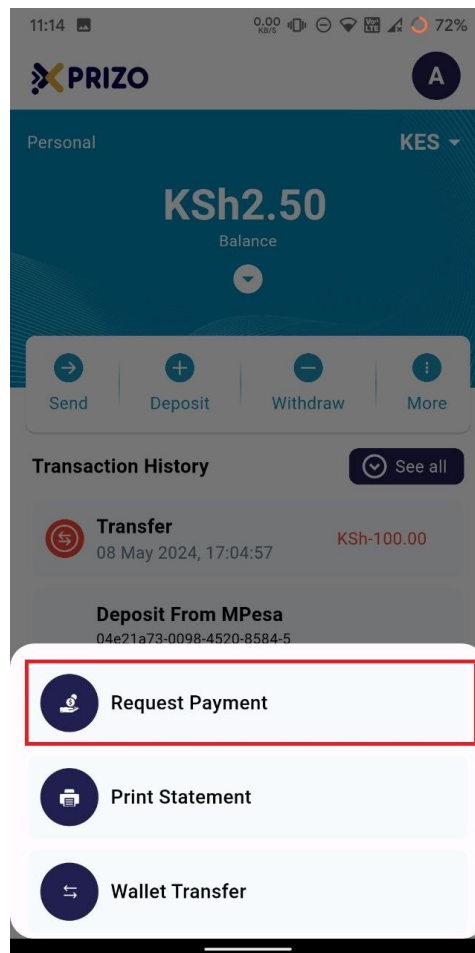


How to Request Payment from another user?

- Log in to your app using your credentials and click on the "More" ellipsis button.



- Next, click on the "Request Payment" button on the bottom card.



- Then, search for the user in your contact list. If the user is not added, click on the search icon at the top to find them.

11:14 0.00 KB/s 72%

< Request Payment

Personal

Balance
KSh2.50

All Users

Request From*

My Contacts*

KSh

Amount*

Remark

Request Payment

- Then enter the amount you want to request from the user. You can also add a remark if you wish.

11:14 0.00 KB/s 72%

< Request Payment

Personal

Balance
KSh2.50

All Users

Request From*

float4

₹

QR

KSh

₹

Amount*

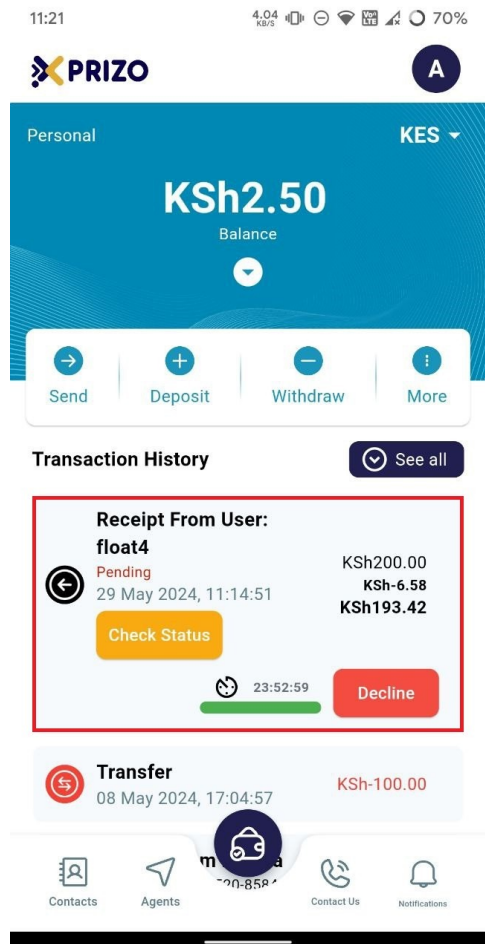
200

(₹127.71)

Remark

Request Payment

- Once done, click on "Request Payment" to request the entered amount from the user.
- You will then be redirected to the dashboard screen, where you will see the requested transaction marked as pending.



- Once approved by the user, the amount will be added to your wallet.

Revision #2

Created 16 May 2024 09:41:16

Updated 29 May 2024 05:56:46