
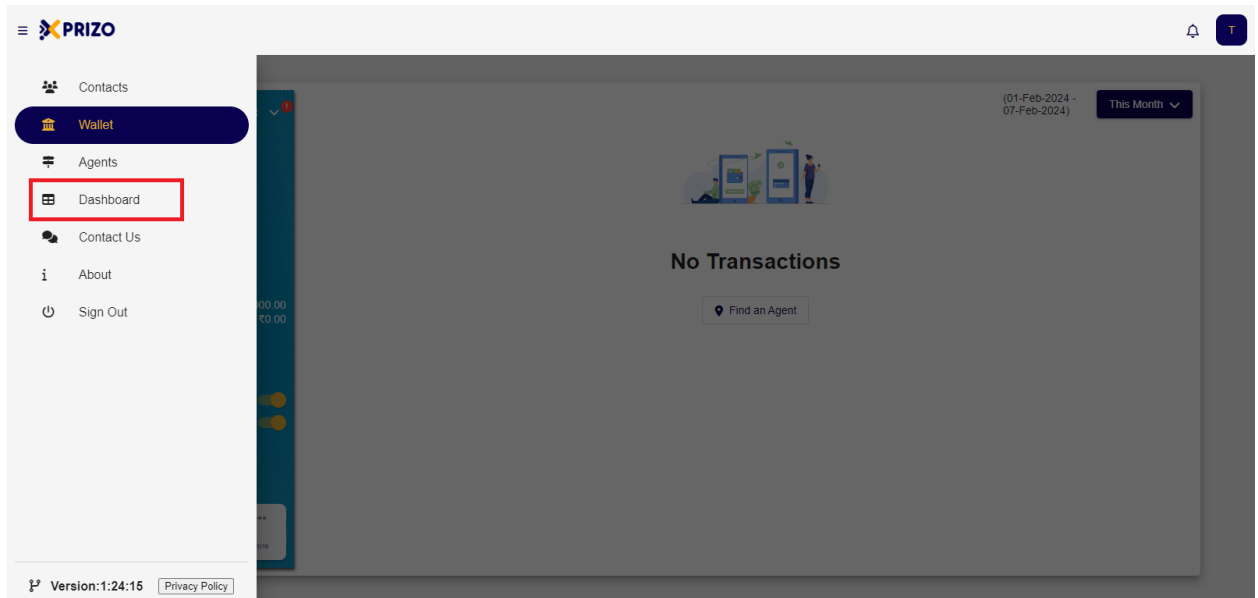


Dashboard

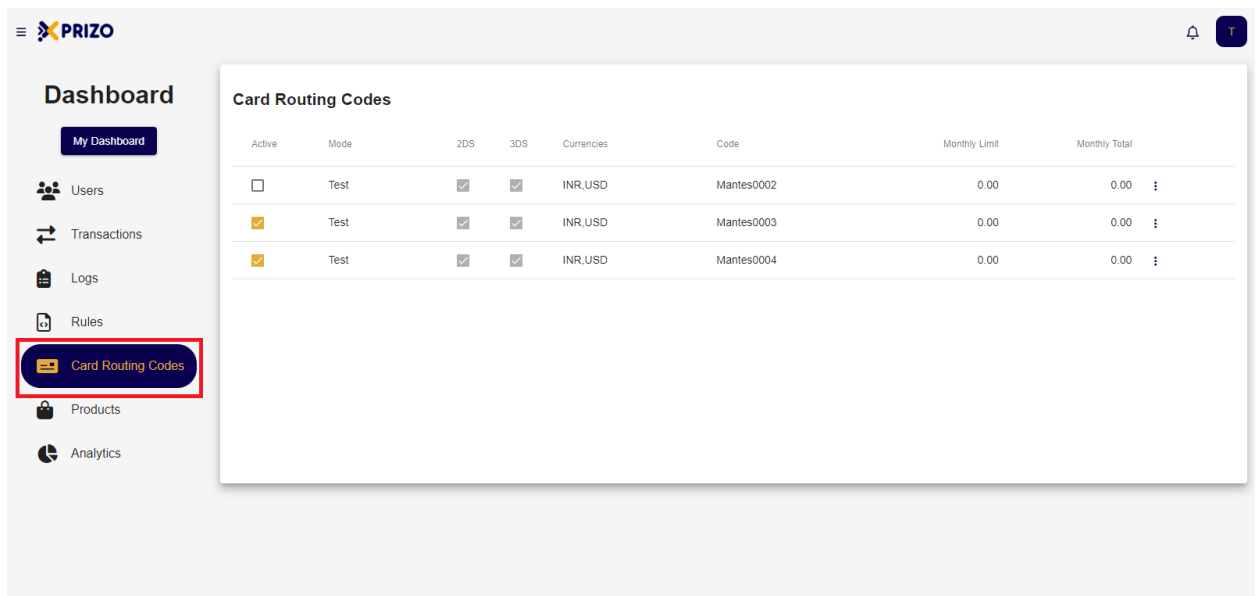
- [Card Routing Codes](#)

Card Routing Codes

- Log in to your account, then click on the  icon and choose "Dashboard" to access your dashboard.




- Navigate to the Routing Codes tab to view the list of added routing codes.



- Select the ellipsis button  and choose "Enable" to activate the routing code.

Card Routing Codes

Active	Mode	2DS	3DS	Currencies	Code	Monthly Limit	Monthly Total	
<input type="checkbox"/>	Test	<input checked="" type="checkbox"/>	<input checked="" type="checkbox"/>	INR,USD	Mantes0002	0.00	0.00	:
<input checked="" type="checkbox"/>	Test	<input checked="" type="checkbox"/>	<input checked="" type="checkbox"/>	INR,USD	Mantes0003	0.00	0.00	<input checked="" type="checkbox"/> Enable
<input checked="" type="checkbox"/>	Test	<input checked="" type="checkbox"/>	<input checked="" type="checkbox"/>	INR,USD	Mantes0004	0.00	0.00	:

- Alternatively, select the ellipsis button  and choose "Disable" to deactivate the routing code.

Card Routing Codes

Active	Mode	2DS	3DS	Currencies	Code	Monthly Limit	Monthly Total	
<input checked="" type="checkbox"/>	Test	<input checked="" type="checkbox"/>	<input checked="" type="checkbox"/>	INR,USD	Mantes0002	0.00	0.00	:
<input checked="" type="checkbox"/>	Test	<input checked="" type="checkbox"/>	<input checked="" type="checkbox"/>	INR,USD	Mantes0003	0.00	0.00	<input type="checkbox"/> Disable
<input checked="" type="checkbox"/>	Test	<input checked="" type="checkbox"/>	<input checked="" type="checkbox"/>	INR,USD	Mantes0004	0.00	0.00	: